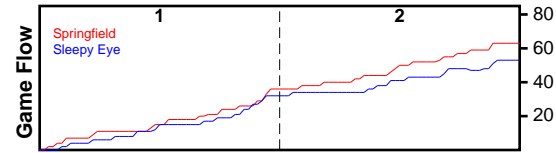


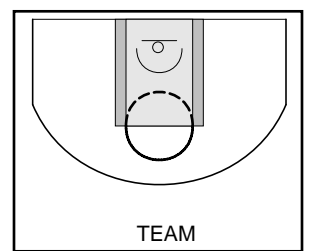
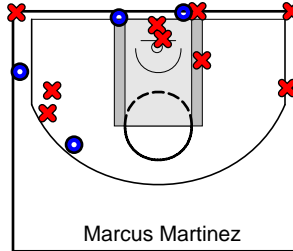
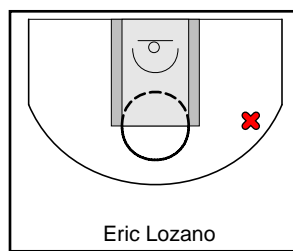
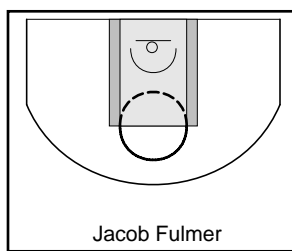
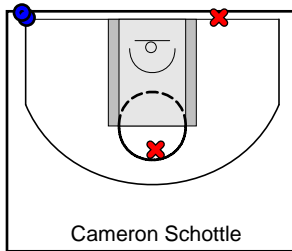

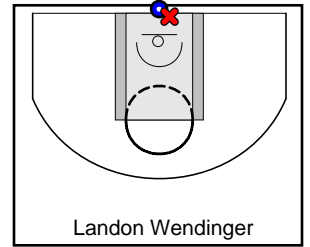
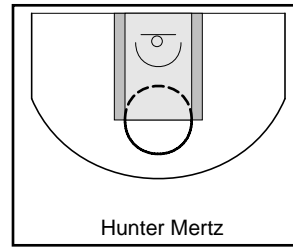
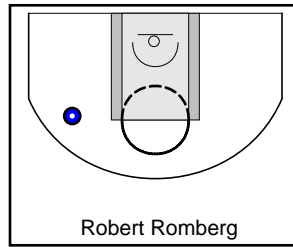
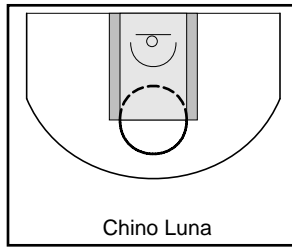
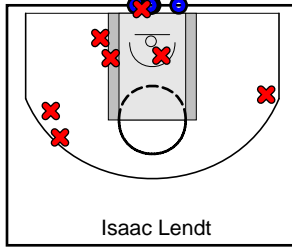
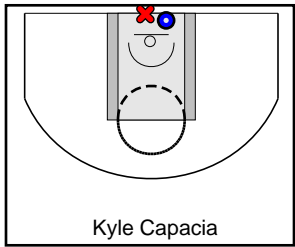
# Sleepy Eye

2/9/24 Springfield at Sleepy Eye

|             | 1  | 2  | T  |
|-------------|----|----|----|
| Springfield | 36 | 27 | 63 |
| Sleepy Eye  | 32 | 21 | 53 |



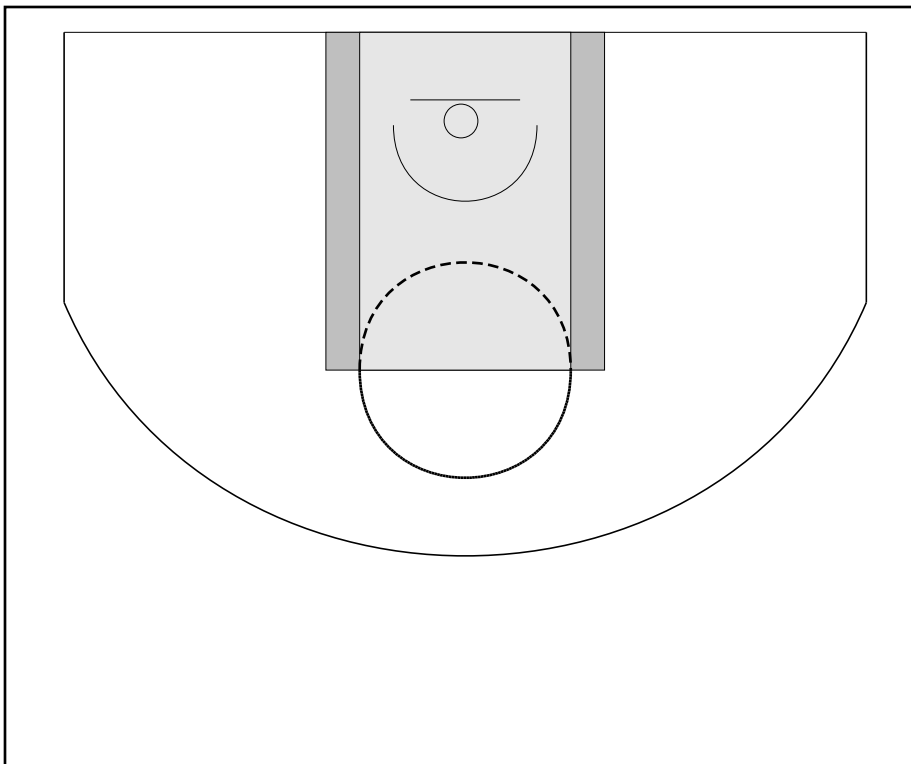
| #  | Name                  | G        | MIN       | PTS       | FGM       | FGA       | FG%          | 2PM       | 2PA       | 2P%          | 3PM      | 3PA       | 3P%          | FTM      | FTA      | FT%          | OREB     | DREB      | REB       | AST      | STL      | DFL      | BLK      | TO        | PF        | PM         | CHG      | A/T        | GmSc        |
|----|-----------------------|----------|-----------|-----------|-----------|-----------|--------------|-----------|-----------|--------------|----------|-----------|--------------|----------|----------|--------------|----------|-----------|-----------|----------|----------|----------|----------|-----------|-----------|------------|----------|------------|-------------|
| 2  | Kyle Capacia          | 1        | 19        | 3         | 1         | 2         | 0.500        | 1         | 2         | 0.500        | -        | -         | -            | 1        | 1        | 1.000        | -        | -         | 0         | -        | 1        | -        | -        | -         | -         | -10        | -        | -          | 3.0         |
| 3  | Isaac Lendt           | 1        | 31        | 13        | 6         | 13        | 0.462        | 6         | 10        | 0.600        | -        | 3         | 0.000        | 1        | 2        | 0.500        | 1        | -         | 1         | 1        | 2        | -        | -        | 5         | 3         | -12        | -        | 0.2        | 3.1         |
| 5  | Chino Luna            | -        | -         | 0         | 0         | 0         | -            | -         | -         | -            | -        | -         | -            | -        | -        | -            | -        | -         | 0         | -        | -        | -        | -        | -         | -         | -          | -        | -          | -           |
| 11 | Robert Romberg        | 1        | 6         | 3         | 1         | 1         | 1.000        | -         | -         | -            | 1        | 1         | 1.000        | -        | -        | -            | -        | 1         | 1         | -        | -        | 1        | -        | 1         | -         | -1         | -        | 0.0        | 2.0         |
| 12 | Hunter Mertz          | -        | -         | 0         | 0         | 0         | -            | -         | -         | -            | -        | -         | -            | -        | -        | -            | -        | -         | 0         | -        | -        | -        | -        | -         | -         | -          | -        | -          | -           |
| 20 | Landon Wendinger      | 1        | 35        | 2         | 1         | 2         | 0.500        | 1         | 2         | 0.500        | -        | -         | -            | -        | 2        | 0.000        | 1        | 11        | 12        | -        | -        | -        | 8        | 5         | -         | -8         | -        | 0.0        | 4.8         |
| 21 | Brayden Heiderscheidt | 1        | 34        | 14        | 6         | 17        | 0.353        | 4         | 11        | 0.364        | 2        | 6         | 0.333        | -        | -        | -            | 1        | 2         | 3         | 2        | 4        | 2        | -        | 2         | 1         | -8         | -        | 1.0        | 8.8         |
| 24 | Cameron Schottle      | 1        | 13        | 6         | 2         | 4         | 0.500        | -         | 1         | 0.000        | 2        | 3         | 0.667        | -        | -        | -            | -        | 2         | 2         | 1        | -        | -        | -        | -         | 3         | 9          | -        | -          | 4.1         |
| 32 | Jacob Fulmer          | -        | -         | 0         | 0         | 0         | -            | -         | -         | -            | -        | -         | -            | -        | -        | -            | -        | -         | 0         | -        | -        | -        | -        | -         | -         | -          | -        | -          | -           |
| 35 | Eric Lozano           | 1        | 12        | 0         | 0         | 1         | 0.000        | -         | -         | -            | -        | 1         | 0.000        | -        | -        | -            | -        | 1         | 1         | 1        | -        | -        | -        | 1         | 4         | -1         | -        | 1.0        | -2.3        |
| 52 | Marcus Martinez       | 1        | 33        | 12        | 4         | 13        | 0.308        | 2         | 6         | 0.333        | 2        | 7         | 0.286        | 2        | 2        | 1.000        | -        | 1         | 1         | 2        | 1        | -        | -        | -         | 2         | -9         | -        | -          | 6.4         |
|    | TEAM                  | 1        | -         | 0         | 0         | 0         | -            | -         | -         | -            | -        | -         | -            | -        | -        | -            | 1        | -         | 1         | -        | -        | -        | -        | 2         | -         | -          | -        | 0.0        | -1.3        |
|    | <b>TOTALS</b>         | <b>1</b> | <b>36</b> | <b>53</b> | <b>21</b> | <b>53</b> | <b>0.396</b> | <b>14</b> | <b>32</b> | <b>0.438</b> | <b>7</b> | <b>21</b> | <b>0.333</b> | <b>4</b> | <b>7</b> | <b>0.571</b> | <b>4</b> | <b>18</b> | <b>22</b> | <b>7</b> | <b>8</b> | <b>3</b> | <b>8</b> | <b>16</b> | <b>13</b> | <b>-10</b> | <b>-</b> | <b>0.4</b> | <b>28.6</b> |



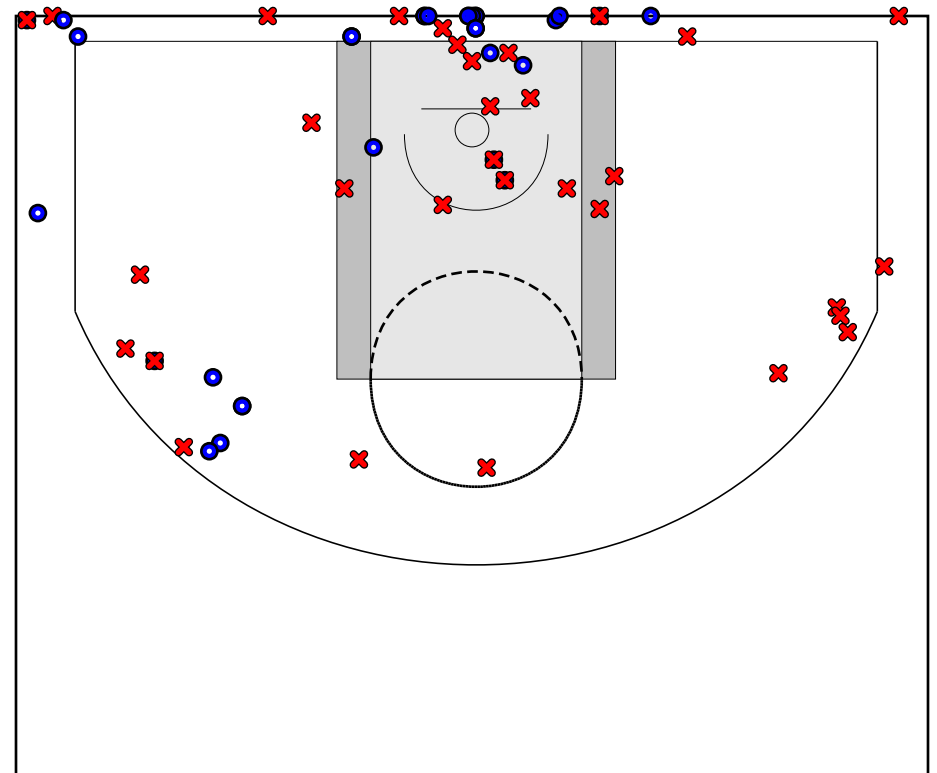
## Game Summary Comparison

| Statistic          | Springfield | Sleepy Eye |
|--------------------|-------------|------------|
| Points             | 61          | 53         |
| <i>Field Goals</i> | 26 / 53     | 21 / 53    |
| <i>2 Point</i>     | 21 / 36     | 14 / 32    |
| <i>3 Point</i>     | 5 / 17      | 7 / 21     |
| <i>Free Throws</i> | 4 / 7       | 4 / 7      |
| Assists            | 9           | 7          |
| Rebounds           | 39          | 22         |
| <i>Offensive</i>   | 12          | 4          |
| <i>Defensive</i>   | 27          | 18         |
| Blocks             | 1           | 8          |
| Steals             | 2           | 8          |
| Deflections        | 2           | 3          |
| Turnovers          | 18          | 16         |
| Charges Taken      | -           | -          |
| Personal Fouls     | 12          | 13         |
| Technical Fouls    | -           | -          |

Springfield



Sleepy Eye



### Springfield Turnovers

| Period     | Clock | Player | Turnover Type |
|------------|-------|--------|---------------|
| 1st Period | 15:11 | Team   | Other         |
| 1st Period | 13:00 | Team   | Other         |
| 1st Period | 11:53 | Team   | Other         |
| 1st Period | 11:07 | Team   | Other         |
| 1st Period | 9:45  | Team   | Other         |
| 1st Period | 9:11  | Team   | Other         |
| 2nd Period | 17:35 | Team   | Other         |
| 2nd Period | 16:58 | Team   | Other         |
| 2nd Period | 16:42 | Team   | Other         |
| 2nd Period | 15:25 | Team   | Other         |
| 2nd Period | 11:02 | Team   | Other         |
| 2nd Period | 10:41 | Team   | Other         |
| 2nd Period | 10:37 | Team   | Other         |
| 2nd Period | 7:10  | Team   | Other         |
| 2nd Period | 6:41  | Team   | Other         |
| 2nd Period | 6:04  | Team   | Other         |
| 2nd Period | 1:53  | Team   | Other         |
| 2nd Period | 0:53  | Team   | Other         |

### Springfield Fouls

| Period     | Clock | Player   | Foul                |
|------------|-------|----------|---------------------|
| 1st Period | 15:08 | The team | Pushing (Def)       |
| 1st Period | 12:51 | The team | Pushing (Def)       |
| 1st Period | 11:07 | The team | Pushing (Def)       |
| 1st Period | 9:16  | The team | Blocking (Def)      |
| 1st Period | 7:10  | The team | Blocking (Def)      |
| 1st Period | 4:36  | The team | Pushing (Def)       |
| 1st Period | 4:23  | The team | Pushing (Def)       |
| 1st Period | 1:51  | The team | Blocking (Def)      |
| 2nd Period | 13:22 | The team | Illegal hands (Def) |
| 2nd Period | 10:45 | The team | Holding (Def)       |
| 2nd Period | 6:20  | The team | Pushing (Def)       |
| 2nd Period | 3:18  | The team | Pushing (Def)       |

### Sleepy Eye Turnovers

| Period     | Clock | Player                    | Turnover Type |
|------------|-------|---------------------------|---------------|
| 1st Period | 11:07 | #35 Eric Lozano           | Other         |
| 1st Period | 9:59  | #20 Landon Wendinger      | Other         |
| 1st Period | 9:42  | #3 Isaac Lendt            | Other         |
| 1st Period | 9:10  | Team                      | Other         |
| 1st Period | 8:54  | #3 Isaac Lendt            | Other         |
| 1st Period | 8:36  | #21 Brayden Heiderscheidt | Other         |
| 1st Period | 8:24  | #21 Brayden Heiderscheidt | Other         |
| 1st Period | 7:52  | #3 Isaac Lendt            | Other         |
| 2nd Period | 15:55 | #20 Landon Wendinger      | Other         |
| 2nd Period | 12:17 | #20 Landon Wendinger      | Other         |
| 2nd Period | 12:01 | Team                      | Other         |
| 2nd Period | 9:04  | #11 Robert Romberg        | Other         |
| 2nd Period | 7:39  | #3 Isaac Lendt            | Other         |
| 2nd Period | 7:21  | #20 Landon Wendinger      | Other         |
| 2nd Period | 6:13  | #20 Landon Wendinger      | Other         |
| 2nd Period | 6:04  | #3 Isaac Lendt            | Other         |

### Sleepy Eye Fouls

| Period     | Clock | Player                    | Foul           |
|------------|-------|---------------------------|----------------|
| 1st Period | 15:11 | #3 Isaac Lendt            | Blocking (Def) |
| 1st Period | 15:11 | #35 Eric Lozano           | Holding (Def)  |
| 1st Period | 11:18 | #52 Marcus Martinez       | Pushing (Def)  |
| 1st Period | 6:33  | #3 Isaac Lendt            | Blocking (Def) |
| 1st Period | 5:14  | #35 Eric Lozano           | Holding (Def)  |
| 1st Period | 5:14  | #24 Cameron Schottle      | Blocking (Def) |
| 1st Period | 3:07  | #21 Brayden Heiderscheidt | Blocking (Def) |
| 1st Period | 2:47  | #3 Isaac Lendt            | Pushing (Def)  |
| 2nd Period | 12:00 | #52 Marcus Martinez       | Pushing (Def)  |
| 2nd Period | 5:50  | #35 Eric Lozano           | Pushing (Def)  |
| 2nd Period | 5:50  | #35 Eric Lozano           | Holding (Def)  |
| 2nd Period | 0:23  | #24 Cameron Schottle      | Holding (Def)  |
| 2nd Period | 0:06  | #24 Cameron Schottle      | Pushing (Def)  |