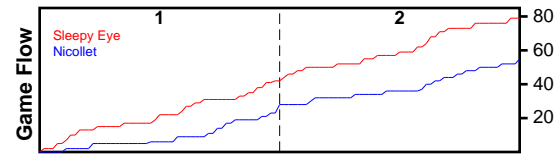


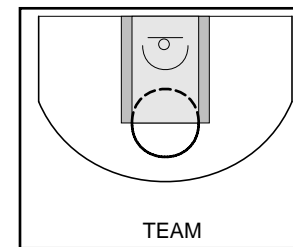
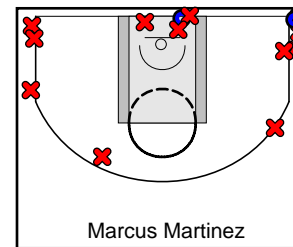
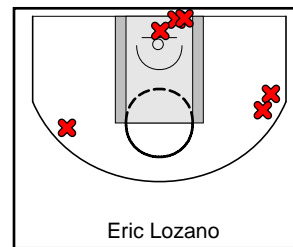
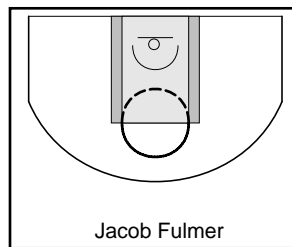
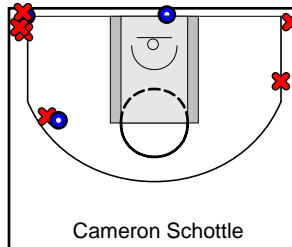

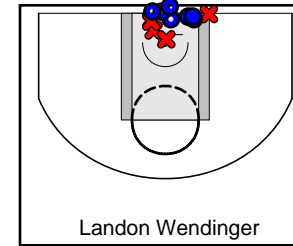
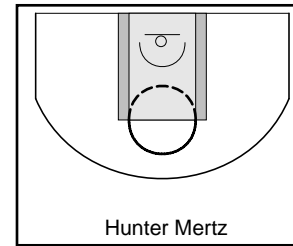
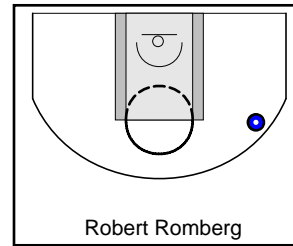
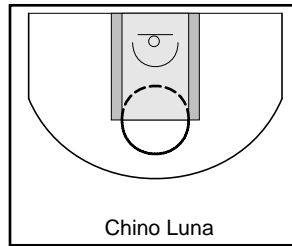
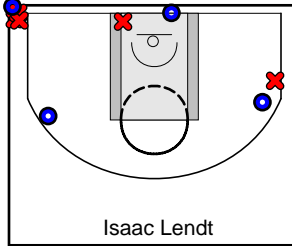
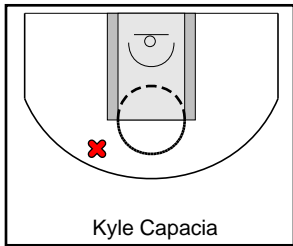
Sleepy Eye

12/21/23 Sleepy Eye at Nicollet

	1	2	T
Sleepy Eye	42	37	79
Nicollet	26	29	55



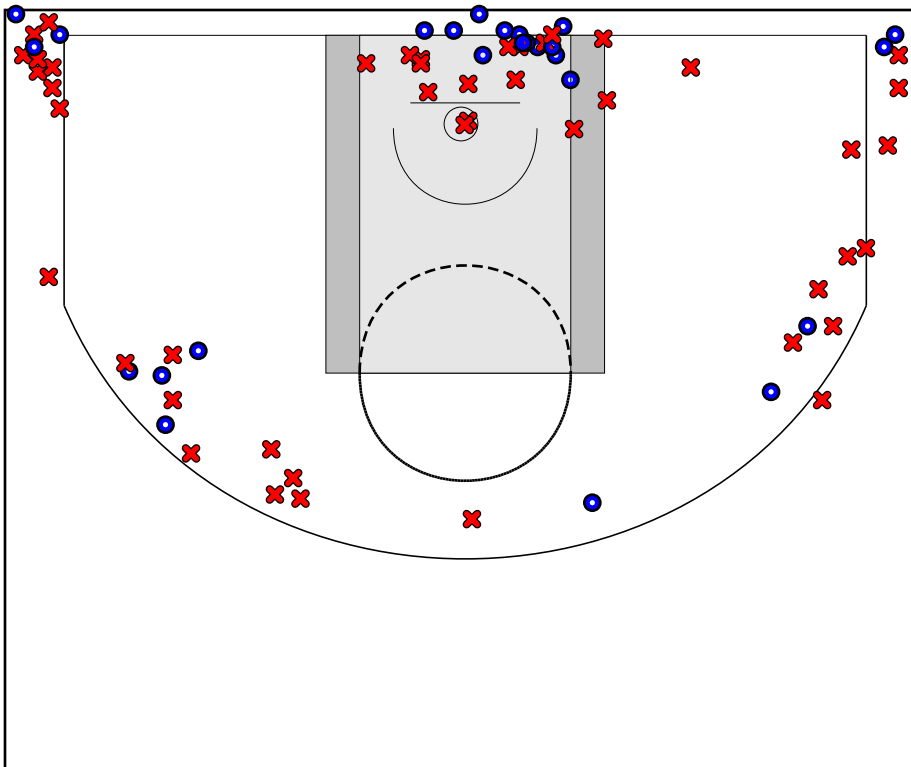
#	Name	G	MIN	PTS	FGM	FGA	FG%	2PM	2PA	2P%	3PM	3PA	3P%	FTM	FTA	FT%	OREB	DREB	REB	AST	STL	DFL	BLK	TO	PF	PM	CHG	A/T	GmSc
2	Kyle Capacia	1	14	0	0	2	0.000	-	1	0.000	-	1	0.000	-	-	-	1	5	6	-	1	1	-	3	-	4	-	0.0	-1.2
3	Isaac Lendt	1	24	21	5	10	0.500	2	3	0.667	3	7	0.429	8	8	1.000	5	1	6	6	2	1	-	1	3	35	-	6.0	23.8
5	Chino Luna	1	1	0	0	0	-	-	-	-	-	-	-	-	-	-	-	-	0	-	-	-	-	-	-	-	-	-	0.0
11	Robert Romberg	1	2	3	1	1	1.000	-	-	-	1	1	1.000	-	-	-	-	-	0	-	-	-	-	-	-	-2	-	-	2.7
12	Hunter Mertz	1	6	0	0	0	-	-	-	-	-	-	-	-	-	-	-	-	0	-	-	-	-	-	-	-3	-	-	0.0
20	Landon Wendinger	1	31	17	8	13	0.615	8	13	0.615	-	-	-	1	2	0.500	6	6	12	1	1	1	4	-	-	27	-	-	21.2
21	Brayden Heiderscheidt	1	35	18	7	18	0.389	3	8	0.375	4	10	0.400	-	-	-	1	1	2	7	6	5	4	-	2	24	-	-	22.1
24	Cameron Schottle	1	23	10	3	9	0.333	1	1	1.000	2	8	0.250	2	2	1.000	-	1	1	-	2	-	-	3	1	1	-	0.0	3.8
32	Jacob Fulmer	1	1	0	0	0	-	-	-	-	-	-	-	-	-	-	-	-	0	1	-	-	-	-	-	-	-	-	0.7
35	Eric Lozano	1	16	2	0	6	0.000	-	3	0.000	-	3	0.000	2	4	0.500	3	-	3	-	3	1	-	2	4	9	-	0.0	-1.5
52	Marcus Martinez	1	31	8	3	14	0.214	1	4	0.250	2	10	0.200	-	-	-	4	3	7	4	7	3	-	-	2	25	-	-	12.1
	TEAM	1	-	0	0	0	-	-	-	-	-	-	-	-	-	-	-	-	0	-	-	-	-	1	-	-	-	0.0	-1.0
	TOTALS	1	36	79	27	73	0.370	15	33	0.455	12	40	0.300	13	16	0.812	20	17	37	19	22	12	8	10	12	24	-	1.9	82.7



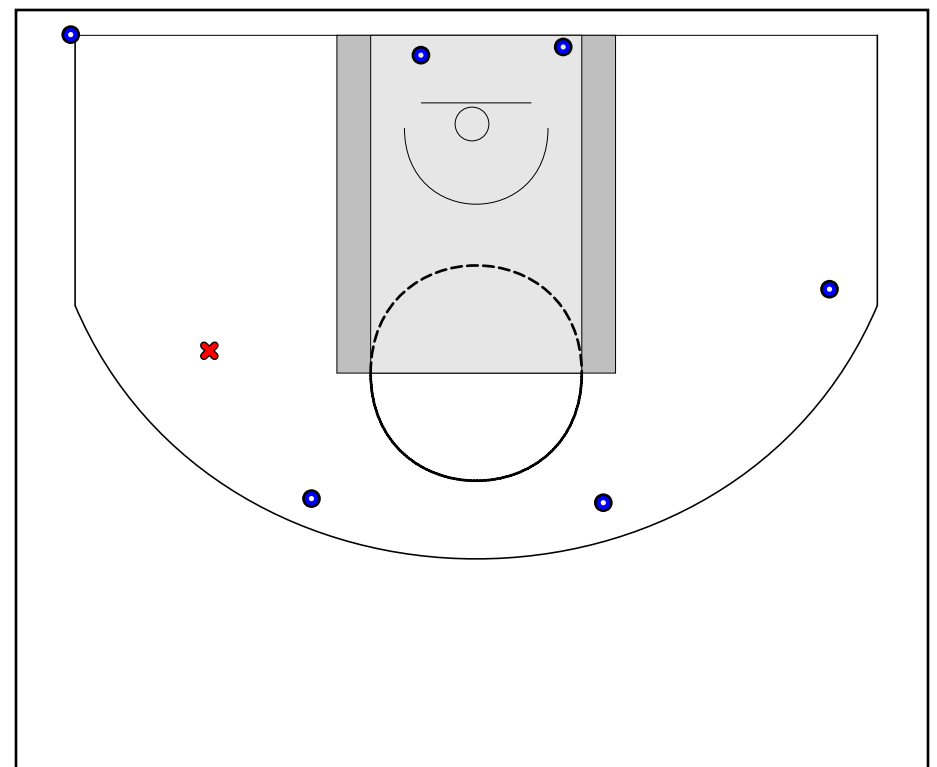
Game Summary Comparison

Statistic	Sleepy Eye	Nicollet
Points	79	55
<i>Field Goals</i>	27 / 73	21 / 45
2 Point	15 / 33	14 / 24
3 Point	12 / 40	7 / 21
<i>Free Throws</i>	13 / 16	6 / 9
Assists	19	5
Rebounds	37	29
<i>Offensive</i>	20	7
<i>Defensive</i>	17	22
Blocks	8	2
Steals	22	-
Deflections	12	-
Turnovers	10	15
Charges Taken	-	-
Personal Fouls	12	9
Technical Fouls	-	-

Sleepy Eye



Nicollet



Sleepy Eye Turnovers

Period	Clock	Player	Turnover Type
1st Period	12:46	#24 Cameron Schottle	Other
1st Period	9:27	#35 Eric Lozano	Other
1st Period	9:27	#35 Eric Lozano	Other
1st Period	4:48	#24 Cameron Schottle	Other
2nd Period	12:43	#2 Kyle Capacia	Other
2nd Period	7:18	#24 Cameron Schottle	Other
2nd Period	4:11	#2 Kyle Capacia	Other
2nd Period	1:59	Team	Other
2nd Period	1:28	#2 Kyle Capacia	Other

Sleepy Eye Fouls

Period	Clock	Player	Foul
1st Period	15:05	#3 Isaac Lendt	Pushing (Def)
1st Period	11:59	#21 Brayden Heiderscheidt	Holding (Def)
1st Period	9:27	#3 Isaac Lendt	Pushing (Def)
1st Period	5:23	#35 Eric Lozano	Reaching in (Def)
2nd Period	17:49	#21 Brayden Heiderscheidt	Holding (Def)
2nd Period	16:05	#3 Isaac Lendt	Holding (Off)
2nd Period	12:03	#35 Eric Lozano	Holding (Def)
2nd Period	12:03	#35 Eric Lozano	Holding (Def)
2nd Period	12:03	#35 Eric Lozano	Holding (Def)
2nd Period	8:41	#52 Marcus Martinez	Blocking (Def)
2nd Period	8:41	#52 Marcus Martinez	Holding (Def)
2nd Period	7:03	#24 Cameron Schottle	Pushing (Def)

Nicollet Turnovers

Period	Clock	Player	Turnover Type
1st Period	17:21	Team	Other
1st Period	12:53	Team	Other
1st Period	11:51	Team	Other
1st Period	7:54	Team	Other
1st Period	6:56	Team	Other
1st Period	6:37	Team	Other
1st Period	6:22	Team	Other
1st Period	6:11	Team	Other
1st Period	3:32	Team	Other
2nd Period	16:11	Team	Other
2nd Period	15:42	Team	Other
2nd Period	11:16	Team	Other
2nd Period	10:51	Team	Other
2nd Period	10:17	Team	Other
2nd Period	8:41	Team	Other

Nicollet Fouls

Period	Clock	Player	Foul
1st Period	17:31	The team	Pushing (Def)
1st Period	16:11	The team	Holding (Def)
1st Period	5:32	The team	Holding (Def)
2nd Period	17:25	The team	Holding (Def)
2nd Period	11:41	The team	Pushing (Def)
2nd Period	9:30	The team	Holding (Def)
2nd Period	9:18	The team	Pushing (Def)
2nd Period	6:59	The team	Blocking (Def)
2nd Period	5:13	The team	Blocking (Def)